

UNITED WAY OF MARATHON COUNTY COMMUNITY CONVERSATION



COMMUNITY CONVERSATION



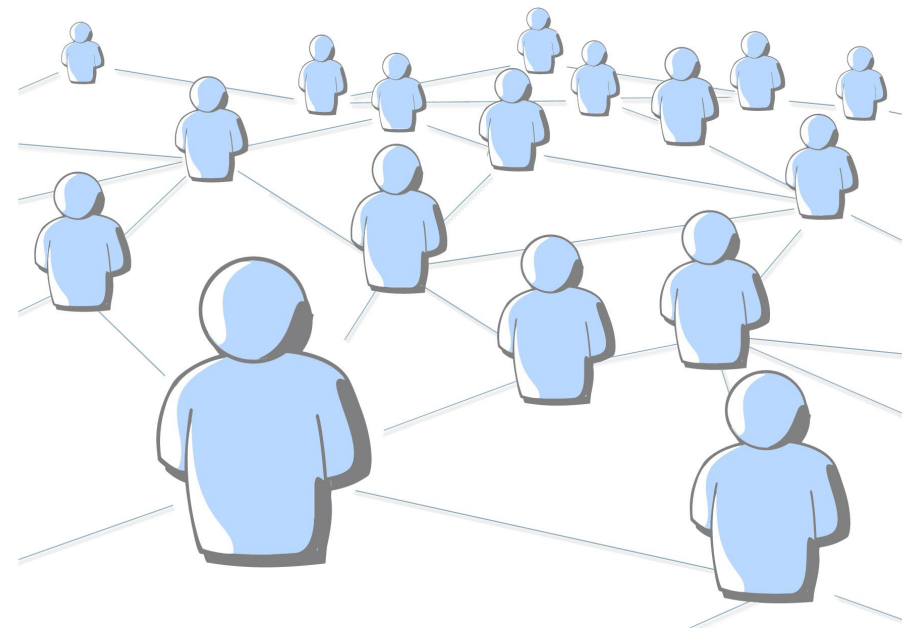
Welcome




United Way
of Marathon County

Agenda

- ALICE
- Single Issue
- Collective Impact
- Key contributors to Financial Stability
- The Measurement Tool
- Outcomes Reporting
- Request for Proposal (RFP)



MEET



ALICE

Asset Limited

Income Constrained

Employed

ALICE

Do You Know
ALICE?



- Households that earn more than the Federal Poverty Level, but less than the basic cost of living for the county.
- Often referred to as “living paycheck to paycheck” but the reality is, one paycheck isn’t even getting them to the next without some sort of aide.
- It’s important to remember that ALICE includes individuals, couples, children, people with disabilities, and the elderly.
- The pandemic has pushed more households into ALICE.

Survival in Marathon County

ALICE Household Survival Budget, Marathon County, Wisconsin, 2018

	Single Adult	One Adult, One Child	One Adult, One In Child Care	Two Adults	Two Adults Two Children	Two Adults, Two In Child Care	Single Senior	Two Seniors
Housing	\$494	\$603	\$603	\$603	\$774	\$774	\$494	\$603
Child Care	\$0	\$232	\$681	\$0	\$464	\$1,300	\$0	\$0
Food	\$255	\$440	\$368	\$529	\$884	\$772	\$217	\$451
Transportation	\$326	\$484	\$484	\$498	\$795	\$795	\$280	\$406
Health Care	\$214	\$457	\$457	\$457	\$699	\$699	\$443	\$887
Technology	\$55	\$55	\$55	\$75	\$75	\$75	\$55	\$75
Miscellaneous	\$158	\$258	\$309	\$255	\$419	\$517	\$174	\$281
Taxes	\$240	\$310	\$442	\$387	\$494	\$750	\$250	\$390
Monthly Total	\$1,742	\$2,839	\$3,399	\$2,804	\$4,604	\$5,682	\$1,913	\$3,093
Annual Total	\$20,904	\$34,068	\$40,788	\$33,648	\$55,248	\$68,184	\$22,956	\$37,116
Hourly Wage	\$10.45	\$17.03	\$20.39	\$16.82	\$27.62	\$34.09	\$11.48	\$18.56



THE BOLD GOAL

Lift 10,000
Community
Members to
Financial Stability
by 2033.



Collective Impact

Collective impact brings people together in a structured way to achieve social change

- ✓ Starts with a common agenda
- ✓ Establishes a shared measurement
- ✓ Fosters mutually reinforcing services
- ✓ Encourages continuous communications
- ✓ A strong backbone of support.

Both funded and non-funded partners will participate.



Assessment Categories for 2024-2025 Investment Process

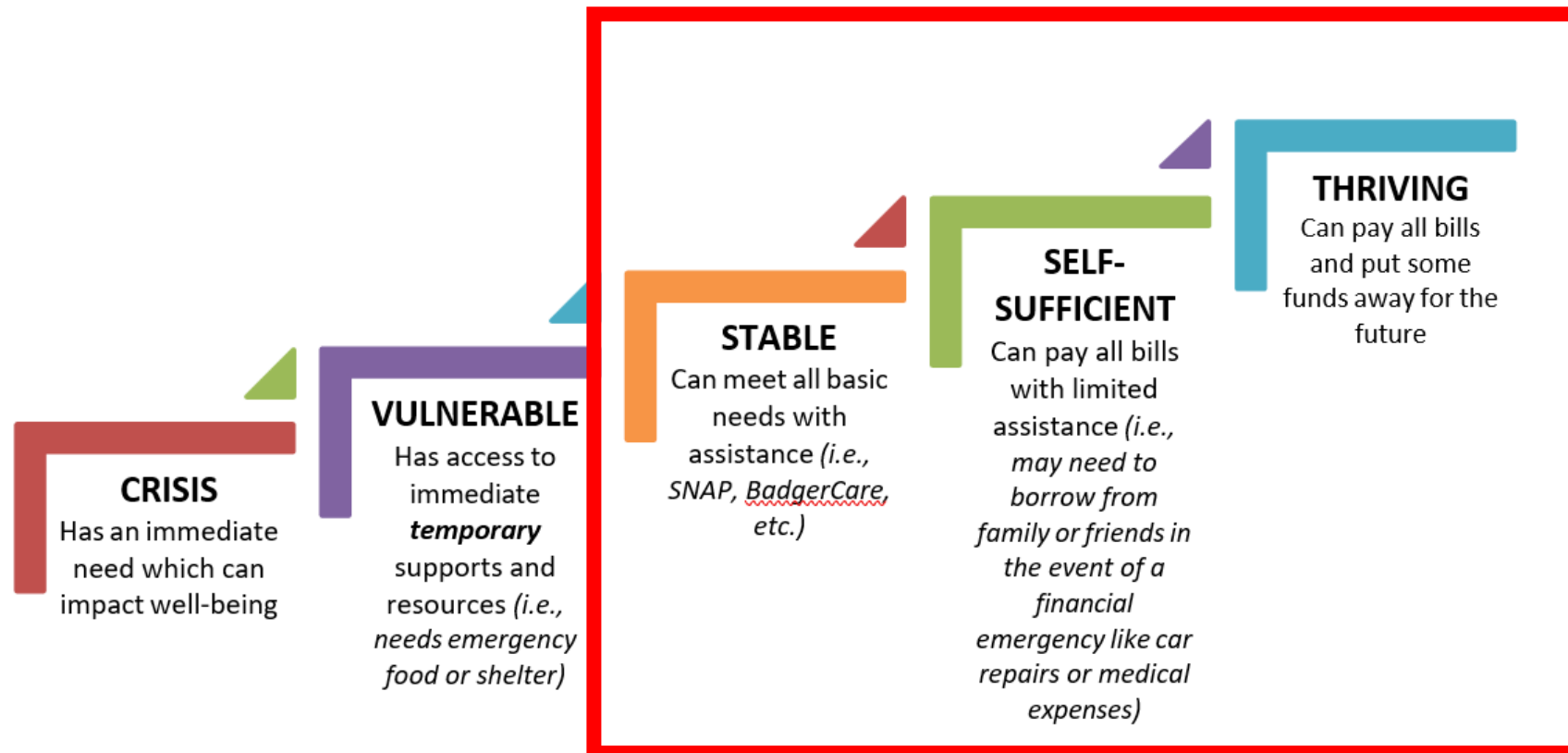
- Basic Needs
 - Food and Housing
- Employment, Training, Income
- Childcare
- Behavioral Health



The Measure

UNITING TO THRIVE

THE ROADMAP FROM CRISIS TO THRIVING



Evolution of Focused Measures

Funding Cycles:

- '17, '18, '19 – 72 possible outcome measurements
- '20, '21, '22 ('23) – 42 possible outcome measurements



2024 - 2025 Outcome Measurements

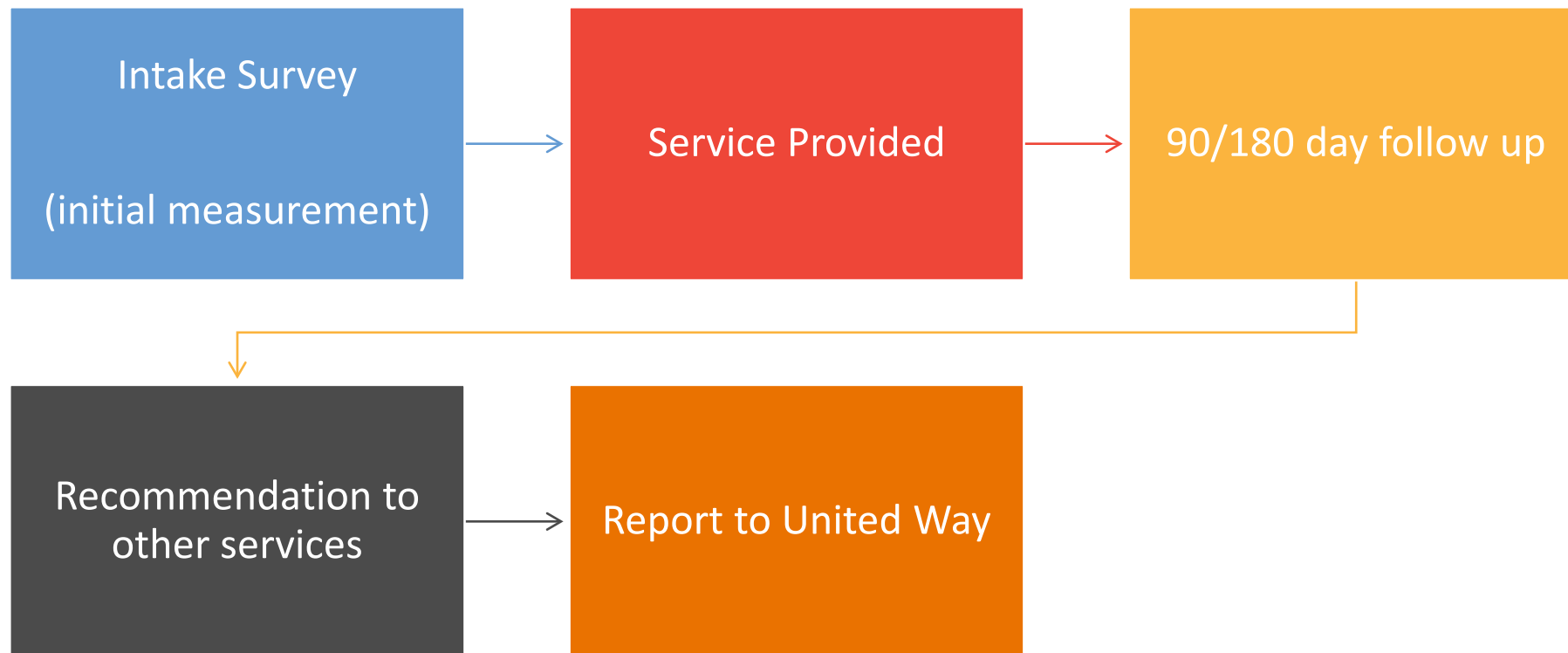
* All reporting will be done in Foundant on a 6 month and end of year basis.

Three Outcomes:

- Number of people served
- Number of people achieving success – stable or above
- Number of people receiving information on other programs and services relevant to them.



Example of Service Timeline



2023 RFP and Funding Timeline



All dates listed are tentative

Introducing Instant Impact Grants

- **When:** 2023
- **What:** Instant Impact Grants will be smaller awards given to applicants on a quicker timeline.
- **How:** Simple application process through Foundant.

UNITING TO THRIVE

Jeff Sargent
Executive Director
jsargent@unitedwaymc.org
715-848-2927



Ben Lee
Director of Impact
blee@unitedwaymc.org
715-298-5715